

Escape to Egypt

Matthew 2:1-15

Jesus had been born in Bethlehem. And God wanted some men far away to know about Jesus' birth. So God put a very bright star in the sky. The star showed the wise men that a great new King had been born!

"Let's go and find this King!" the wise men said. "We'll take special gifts to give the new King." The wise men packed their camels. They rode for days and days.

The wise men went to King Herod's palace. They asked King Herod, "Where is the new King? We saw His star. We want to worship Him."

King Herod got angry! He wanted to be the *ONLY* king! King Herod asked his helpers where this new King would be born. "God's Word says He will be born in Bethlehem," they said.

King Herod told the wise men, "Go. Find the child. Then come and tell me. I want to worship Him, too." But King Herod really wanted to hurt Jesus!

The wise men went to Bethlehem. They saw the bright star right over Jesus' house! When the wise men saw Jesus, they bowed. They gave Him the special gifts they'd brought. Then God told the wise men in a dream, "Do *NOT* go back to King Herod." The wise men went home by another road. They never told King Herod where Jesus was!

Soon after the wise men left, an angel talked to Joseph in a dream. "Get up," the angel said. "Take Mary and Jesus to Egypt. King Herod wants to hurt Jesus." Joseph woke Mary and they packed a few things. Mary, Joseph and Jesus started for Egypt in the quiet nighttime. They traveled for many days. Finally, they were in Egypt. Joseph and Mary and Jesus were safe! God was with them.

Gift-Wrap Collages

Collect

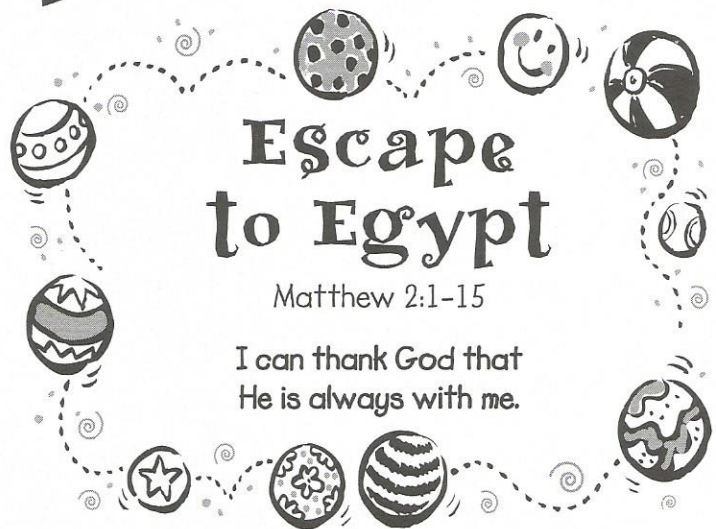
Bible, scissors, seasonal wrapping paper, ribbon, construction paper, glue.

Prepare

Cut wrapping paper and ribbon into pieces.

Do

Give each child a sheet of construction paper. Invite children to glue pieces of wrapping paper and ribbon on construction paper to make collages.




Talk About

- ☀ Today's Bible story tells about some wise men who packed special gifts and started on a long trip to find God's Son, Jesus. Let's use some gift wrap and ribbon to remind us of the wise men's gifts to Jesus.
- ☀ DeShawna, this ribbon reminds me of a birthday party. Whose birthday are we celebrating right now? Yes, it is Jesus' birthday. I am glad God sent Jesus and that He is always with us.
- ☀ These collages remind us of giving gifts. At Christmastime God gave us a gift. He gave us Jesus. Delores, who has given you a gift? What was it? I am glad God loves us and sent His Son, Jesus, to be with us.



Enrichment Ideas

1. Older children cut wrapping paper and ribbon pieces.
2. Before class, cut shapes from seasonal greeting cards. Children add shapes to collages.
3. Give children stamp pads and seasonal stamps. Invite children to add stamp designs to their collage.



Potpourri Gift

Wise Men Look for Jesus

Matthew 2:1-12




The wise men gave gifts to Jesus. We can give gifts to people we love, too. We can make gifts that are easy and fun. Sometimes gifts we make are the best of all. We give our time and show our love as we make gifts to give others.

Your teacher will help you make sweet smelling potpourri gifts to take home. You can make a card to go with your gift. As you work, remember the time the wise men gave to Jesus. Remember the love they showed for Jesus.



Wise men brought gifts
to Baby Jesus;
This gift is for you,
with my love.



For the Teacher: Pre-cut card patterns, one of each per child. Punch a hole in the top corner of each card. Give each child a 9 x 9-inch square of netting and a 16-inch piece of ribbon. Let each child color two cards, sign their name, and string the cards onto the ribbon. Help each child put a heaping tablespoon of potpourri into the center of the netting, bring the netting sides up, then tie the ribbon around the netting to secure the potpourri inside.



The Wise-men came to Bethlehem with fine gifts for the baby Jesus.

Matthew 2:10-12