



Singing in Jail

Acts 16:16-34

Paul and his friends traveled to different places to tell people about Jesus. One day Paul and his friend Silas went to the city of Philippi. They told people about Jesus. But some of the people in Philippi did not like hearing about Jesus. These men were angry! These men took Paul and Silas to the leaders of the city. The men told lies about Paul and Silas. Even though Paul and Silas had done nothing wrong, they were put in jail! The jailer put their feet in pieces of wood called stocks. Paul and Silas could hardly even move!

Paul and Silas probably hurt all over! But they didn't get mad at the jailer or the angry people. They knew God cared about them. So they prayed! They thanked God. Then Paul and Silas sang! They praised God. All the other people in jail could hear them!

Suddenly the ground began to shake, harder and harder. It was an EARTHQUAKE! The doors to the jail broke open! The jailer was afraid all the prisoners would run away. He was sure that he would be in big trouble.

But Paul called out, "Don't worry! We are all here!" The jailer ran to Paul and Silas. He asked, "What must I do to be saved?" Paul and Silas said, "Believe in Jesus!" The jailer and his whole family listened to the good news about Jesus. They believed in Jesus! The family took care of Paul and Silas. They ate a big meal together!

In the morning, the leaders told Paul and Silas they were free to leave. Paul and Silas started walking to a new town. It was time to tell other people about Jesus! Paul and Silas told about Jesus by talking. They told about Jesus by praying. They told about Jesus by singing! Many people heard God's good news about Jesus.


Musical Fun

Collect

Bible, a plastic lid or small paper plate and four 16-inch (40.5-cm) lengths of curling ribbon for each child, tape; optional—stickers, children's music cassette/CD and player.

Do

Children tape ribbons onto lids or paper plates. (Optional: Children place stickers onto lids or plates.) Sing songs as children tap lids with hands or wave lids in the air. (Optional: Play music on cassette/CD.)



Singing in Jail

Acts 16:16-34


I can sing songs that tell about Jesus.

Talk About

- ☀ In our Bible story, two men, Paul and Silas, were put in jail, even though they had not done anything wrong. Paul and Silas sang songs about Jesus. Other people heard about Jesus because of the songs they sang. Let's make some instruments and sing songs, too.
- ☀ Hailey, when have you heard someone tell or sing about Jesus? We're glad to sing about Jesus and His love for us.
- ☀ Wherever Paul and Silas went, they told others about Jesus. Christopher, where can you tell others about Jesus? We can sing songs and tell others about Jesus wherever we are!

Enrichment Ideas

1. Lead children in waving streamers in figure-eight patterns, to the side, over head, etc.
2. Provide paper plates, cups, tape, collage materials, etc. for children to create their own instruments. Have beans or other fillers available for those who want to create instruments that make noise when shaken.



PAUL AND SILAS GO TO JAIL


Acts 16:16-34

What Kids Will Do: Make first-aid kits as they learn how the jailer took care of Paul and Silas.

What Kids Will Need: clean, empty plastic icing containers; plastic adhesive bandages; cotton swabs; pre-moistened packaged wipes; gauze pads; card stock; crayons; tape; scissors; marker

Preparation Place: Cut the card stock into strips that will wrap around the icing containers (approximately 3/2x10 inches). Use a marker to write, "First-Aid Box" in the center of the card stock, leaving a space above to add each child's name. The children will need to work at a table for this project.

EASY Steps FIRST-AID BOXES



1. Give each child a container and a strip of card stock. Write each child's name on his or her strip, and then allow children to decorate the strips with crayons.
2. Help each child tape one end of the strip to the container and then wrap the paper around the container and tape down the other end securely.
3. Let each child add two adhesive bandages, two cotton swabs, one gauze pad, and one pre-moistened wipe to his or her container.

Permission to photocopy this box from *The Encyclopedia of Bible Crafts for Preschoolers* granted for local church use.
Copyright © Group Publishing, Inc., P.O. Box 481, Loveland, CO 80539. www.grouppublishing.com

WOWS that work

Set out stuffed animals and dolls, cloth bandages, baby wipes, and adhesive bandages. Let children lovingly clean and bandage the animals and dolls. Encourage children to tell the toys, "I want to show you God's love."

PRESCHOOL CONNECTION

Clean up craft supplies, and have children set their First-Aid Boxes aside. Read aloud Acts 16:16-34 from an easy-to-understand Bible translation. Then ask:

- Have you ever helped someone who was injured? What did you do to help?
- Why do you think the jailer helped Paul and Silas?
- How do you think Paul and Silas felt when the jailer helped them?

Say: **The jailer wasn't a friend of Paul and Silas, but he showed love by cleaning and bandaging their cuts. We can show God's love when we help those who are hurt. You can use your First-Aid Boxes to show people how much God loves us.**

PAUL AND SILAS GO TO JAIL

Acts 16:16-34

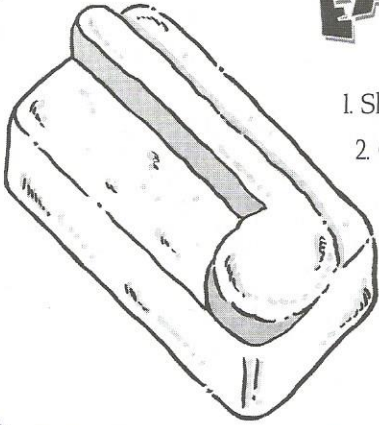
What Kids Will Do: Make soap carvings that remind them of the songs Paul and Silas sang.

What Kids Will Need: bars of Ivory Soap, metal spoons, wax paper, small resealable bags, knife, marker, songbook

Preparation Place: Before class, use a knife to draw a simple musical note on each bar of soap. (The pattern should take up the entire bar.) On a table, set out a large piece of wax paper, a bar of soap, a spoon, and a bag for each child.

EASY Steps

MUSICAL-NOTE SOAP



1. Show the children the songbook, and talk about the musical notes.
2. Guide children in using the handles of the spoons to trace around the pattern on the bars of soap.
3. Help children scrape out around the pattern so the musical note is raised up higher than the rest of the soap. Children may use their fingers to smooth out the soap.
4. Have children place their bars of soap in plastic bags, making sure that each child's name is on his or her bag.

Permission to photocopy this box from *The Encyclopedia of Bible Crafts for Preschoolers* granted for local church use.
Copyright © Group Publishing, Inc., P.O. Box 481, Loveland, CO 80539. www.grouppublishing.com

PRESCHOOL CONNECTION

Clean up craft supplies, and have children set their crafts aside. Read aloud Acts 16:16-34 from an easy-to-understand Bible translation. Then ask:

- Do you ever sing songs while taking a bath? What is your favorite song to sing?
- What kind of songs do you think Paul and Silas liked singing?
- What do you think the jailer thought about Paul and Silas' songs? Why?

Say: **Even though Paul and Silas were in jail, they still wanted to praise God with songs. Maybe those songs helped them remember God's loving care, or maybe the songs reminded them that God would be with them. Paul and Silas worshipped God, even during a hard time. We can remember to praise and worship God all the time!**

Lead the children in singing several songs of praise. Then remind them that when they use their soap to take a bath this week, they can sing songs and remember Paul, Silas, and the kind jailer who washed them.

WOWS that work

Make sure that you have extra bars of soap on hand in case a bar breaks. Younger children may require a bit of extra help tracing the shape onto the soap and defining the shape.

