



# Peter Helps Dorcas

Acts 9:32-43

Dorcas was a very kind woman. Dorcas loved Jesus. She worked hard to help people. One way she helped was by sewing clothes for people who needed them. Dorcas didn't just help people once in a while or whenever she felt like it. Dorcas helped people all the time. And the people Dorcas helped loved her very much.

But one day Dorcas became very sick. She got so sick that she died. Dorcas' friends were very sad. "Maybe Peter can help us," one of them said. Peter was one of Jesus' friends.

"You're right," another may have said. "Let's ask Peter to come here!"

So right away, two men went to get Peter. They hurried to where Peter was. "Peter! Come quickly!" they said. Peter hurried to Dorcas's house with them. The men told Peter what had happened.

Peter went to the room where Dorcas's body had been placed. There were many friends in the room. They were crying. They were sad because their kind friend was dead. The friends showed Peter the clothes Dorcas had made for them. Peter saw how much the friends loved Dorcas. Peter kindly said, "Please leave the room now."

Peter prayed to God. After he prayed, he said, "Dorcas, get up!" And Dorcas opened her eyes and got up! God answered Peter's prayer by making Dorcas alive again! Then Peter called to her friends, and they came and saw Dorcas.

Dorcas was **ALIVE!** She'd been dead, but now, there she was—standing and smiling at them! Dorcas's friends were so happy that God had helped them by making Dorcas alive again!

# Color-and-Sew Robes

## Collect

Bible, lightweight poster board, markers, scissors, hole punch, yarn, transparent tape.

## Prepare

On poster board, draw robe as shown in sketch. Cut out and use as a pattern to trace one robe on poster board for each child. Cut out robes. Punch holes around edges of robes.

For each robe, cut a piece of yarn twice the circumference of the robe. Knot one end of each piece of yarn to a hole in the robe. Wrap tape around other end of yarn to use as a needle.



## Do

Children color the robe with markers. Then each child sews the yarn through the holes in the robe, sewing up and down through the holes or around the outside edges of the poster board.



## Enrichment Ideas

1. Children cut out robes and use hole punch to punch holes around the robes' edges.
2. Instead of sewing cards, children glue lengths of different colored yarn to robes to make colorful striped robes.




## Peter Helps Dorcas

Acts 9:32-43

I am glad God loves me and helps me.

## Talk About

- ☀ In our Bible story today, Dorcas helped poor people by sewing clothes for them. Let's color and sew robes.
- ☀ Kaylee, who helps you get dressed in the morning? God helps us by giving us moms and dads who buy clothes and help us get dressed.
- ☀ I'm glad that God loves us and always helps us. LeeAnn, what did you eat for breakfast? God helps us have good food.





# Using Our Gifts

## A Robe from Dorcas

**Acts 9:36-42; 16:14-15, 40**

God gave Dorcas the ability to sew beautiful clothes. Dorcas wanted to use her gift for God. So she found people who needed clothes. She sewed robes and coats for them.

God gives each of us abilities we can use to help others. You might be someone who is good at encouraging others. Or, maybe you are really good at telling others about Jesus.

Can you use your gift as Dorcas did? Giving hugs shows the gift of encouragement. Putting toys away neatly shows the gift of helpfulness.

Sew the robe by putting the yarn up through one hole and down through the next.



**For the Teacher:** Duplicate the robe to colored card stock. Punch holes around each robe where indicated. Attach a length of yarn to one hole of each robe. Put tape over the ends of the yarn to make “sewing” easy. (Cover the robes with clear, self-stick plastic for greater durability.)



Dorcas helped God by making clothes and giving food to poor people.