



Philip and the Ethiopian

Acts 8:26-40

Philip was one of Jesus' friends. He told many people the good news that Jesus loved them. One day an angel came to see Philip. (Angels are God's special helpers.) This angel told Philip an important message. "There is a road that goes into the desert," the angel said. "God wants you to go walk on that road." Then the angel left.

Philip did exactly what the angel told him. On the road Philip saw some horses running toward him. Philip saw that the horses were pulling a chariot. (A chariot is a small open cart pulled by horses.)

Riding in that chariot was a man from a country in Africa. The man was reading some words from the Bible. The words were written on a scroll. (A scroll is like a long rolled-up sheet of paper.) Philip ran up to the chariot. The man must have looked confused. "Do you understand what you are reading?" Philip asked the man.

"No, I don't. I need someone to tell me what the words mean," the man said. Then the man asked, "Will you talk with me about these words?" So Philip got into the chariot. Together he and the man read the Bible scroll. Philip told the man the good news about Jesus. "God sent Jesus to Earth," Philip might have said. "Jesus is God's Son! Jesus loves you."

The man was happy to hear the good news that Jesus loved him. The man believed that Jesus is God's Son. The man said, "Look! Here is some water. I want to be baptized." (People are baptized to show that they believe in Jesus.) Philip was glad he could help the man learn about Jesus. Then Philip left the man and went to tell other people that Jesus loved them, too.

Decorated Chariots

Collect


Bible, scissors, white construction paper, markers, glue, wheel-shaped pasta.

Prepare

Cut large triangles from white construction paper for chariots (see sketch a).

Do

Invite children to color chariots using markers. Give each child an 8½ x 11-inch (21.5 x 28-cm) sheet of construction paper. Children glue chariots to paper and glue pasta for chariot wheels. Invite children to use markers to draw stick-figure horses in front of chariots.



Philip and the Ethiopian

Acts 8:26-40

Helping others by telling them about Jesus makes me glad.


Talk About

- ☀ In our Bible story, Philip talked to a man riding in a chariot. Philip helped the man learn the good news that Jesus loved him. Let's make chariots to remind us of today's Bible story.
- ☀ Aretha, you are helping Fred with his wheels. Thank you. Helping others makes us glad. What are some ways you can help your brother at home?
- ☀ We can help others by telling them the good news about Jesus. Jason, who do you want to tell about Jesus?



Enrichment Ideas

1. Children decorate chariots by cutting bits of colored paper. Children glue paper onto chariots to create a mosaic pattern.
2. Provide a large box with sides cut for a chariot (see sketch b). Children decorate box and then sit in it, pretending to ride in a chariot.

a.



b.



* Philip's Picture Book *



Memory Verse

Philip...told him the good news about Jesus. ~ Acts 8:35



Bible Truth

I can help others learn about the Bible.



Bible Story

Philip helps an Ethiopian understand God's Word. (Acts 8:26-40)



What You Need

- * page 94
- * construction paper
- * safety scissors
- * stapler
- * clear tape
- * glue
- * crayons



Before class



Duplicate a pattern page for each child. Cut the construction paper into half-sheets (5½" x 8½"), four per child.

What to Do



1. Give each child a pattern page.
2. Tell the story of Philip and the Ethiopian from Acts 8:26-40.
3. Say, **This man needed help understanding God's Word. We can help each other learn about the Bible, too. We are doing that today, right here in our class.**
4. Have the children cut out the story pieces.
5. Help each child glue a story piece onto a construction paper half-sheet.
6. Arrange the pages in the correct order, and staple the book together at the left edge. Stick a piece of tape over each staple to avoid injury.
7. Allow time for the children to color their picture books while you retell the story.




Philip Helps a Man Understand
(Acts 8:26-40)



2

Philip met a man who was reading God's Word.



3

Philip asked if the man understood what he was reading.



4

"Philip...told him the good news about Jesus." (Acts 8:35)

Philip tells the good news about Jesus to an Ethiopian man.

Acts 8:26-40



Philip tells the good news about Jesus to an Ethiopian man.

Acts 8:26-40

An angel told Philip to walk on a certain road in the desert. Philip did what the angel said. As he walked, Philip saw a man riding in a chariot. This man worked for the queen of Ethiopia. He was reading a scroll with words from the Bible.

God told Philip to go to the man's chariot and stay with it. Philip had to run to catch up with the chariot. Philip heard the man reading words from the Bible. Philip asked the man if he understood what he was reading. The Ethiopian man said, "How can I unless someone explains it to me?" The man invited Philip to ride with him in the chariot.

Philip explained that the words the man was reading told about Jesus. Philip told the man that Jesus died and came back to life again so people who believe in Jesus can live forever with Him. When they came to some water, the man stopped the chariot. To show that he believed in Jesus, Philip baptized him. Then Philip disappeared! God took Philip to another place. The Ethiopian man went back home happy because he knew Jesus.