



People Praise Jesus

Matthew 21:1-11,15-16; Luke 19:28-38

What a happy day it was! Jesus and His friends were going to the Temple in the big city of Jerusalem. On the way, Jesus stopped. He said to His friends, "There is a little donkey in the town. Untie it and bring it to Me."

Jesus' friends did just as He asked them. They found the donkey and brought it back to Jesus. Jesus climbed on the donkey's back and began riding to the big city. Clippety-clop, clippety-clop went the donkey's feet. Jesus' friends walked along the road with Him.

Many other people were walking along the road to Jerusalem, too. There were girls and boys, moms and dads, grandmas and grandpas. They were excited to see Jesus! Some people spread their coats on the road. This showed that they welcomed Jesus as if He were a king. Other people cut branches from palm trees and laid them on the road for Jesus' donkey to walk on. What a happy day it was!

Some people ran ahead to tell others, "Jesus is coming! JESUS is coming!" And even MORE people came to see Jesus. They laughed and sang. They shouted, "Hosanna! Hosanna!" ("Hosanna" means "please save us" and was shouted to praise someone.)

It was a wonderful day in the big city of Jerusalem! The children praised Jesus. The moms and dads praised Jesus. The grandparents praised Jesus. EVERYONE who loved Jesus praised Him by singing happy songs to Him.

Praise Along the Road

Collect

Bible, 4-foot (1.2-m) length of butcher paper, pencil, green construction paper, scissors, markers, glue, fabric scraps.

Prepare

Outline with pencil a curving road on the butcher paper (see sketch). Make a sample branch.

Do

Children tear or cut green paper to represent palm branches. Children color road, glue fabric scraps and torn or cut green paper to road for coats and palm branches.




Talk About

- ☀ In our Bible story, Jesus went to Jerusalem. The people there cut branches from trees and put the branches and their coats on the road. They wanted to show how important Jesus was and to praise Him. Let's make a road and put coats and branches on it.
- ☀ We can show our love for Jesus by thanking Him for the good things He gives us. Alyssa, what do you want to thank Jesus for?
- ☀ When we praise Jesus, we can sing and talk about how much we love Him. When are some times we sing about Jesus at church?



Enrichment Ideas

1. Demonstrate how to fringe the edges of paper branches. Children fringe branch shapes before gluing them to mural.
2. Cut coat shapes from construction paper. Children glue fabric scraps to coat shapes and then glue coat shapes to road.





The People Praise Jesus

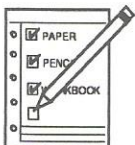

Matt. 21:1-16; Psalm 100:1

Jesus rode a donkey into Jerusalem one day to go to the temple church. Crowds filled the streets. They were so excited to see Jesus.

People spread their coats in His path. They cut palm branches and waved them. The adults and children shouted, "Hosanna! Hosanna!"

Here Comes Jesus Maze

You can guide Jesus through the maze of Jerusalem on His way to the temple-church. Your teacher will help you mark the open streets with cereal circles. You can shout, "Hosanna! I love you, Jesus!"




For the Teacher: After the children color, help them mark the path from the city wall to the temple with cereal circles. Bring extras for snacking. Talk about parades they have seen. Discuss how happy the children must have been to wave palm branches and shout praise to Jesus. Lead the children in saying, "Hosanna! I love you, Jesus!"

Praise Maracas

The People Praise Jesus

Matt. 21:1-16; Psalm 100:1

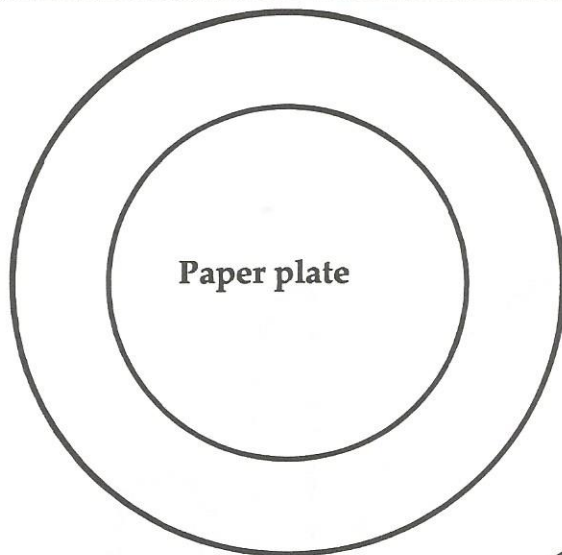


Jesus enjoys hearing praise from children. Praising Jesus means to tell Him how much we love Him and to thank Him for everything He does for us.

Praise can sometimes be quiet whispers. Praise can also be loud shouts.

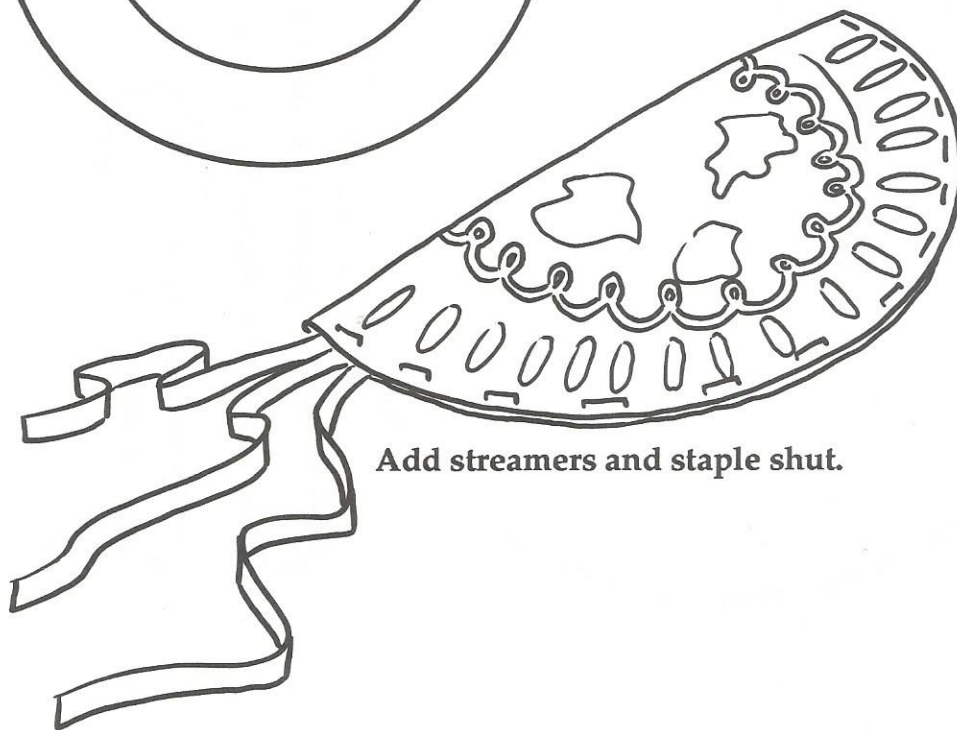
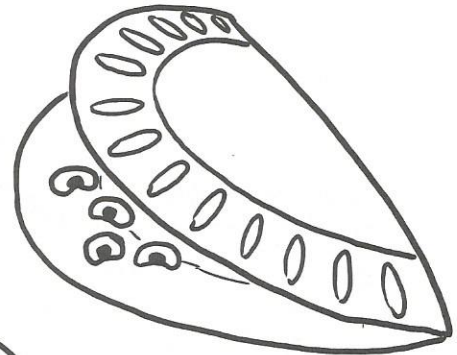
The Bible says, "Make a joyful noise unto the Lord." You can make a maraca to let Jesus know you love Him.

Your teacher will show you how to decorate your maraca with streamers and hide noisemakers inside.



Paper plate

Children add beans.




Add streamers and staple shut.




Make a joyful noise unto the Lord.

— Psalm 100:1



For the Teacher: Give each child a sturdy paper plate and a scripture. Also, provide large beans, crepe paper streamers, bits of foil and bright paper, and puff paints. Fold the plates in half and staple almost shut. Let the children paint and glue decorations and the Scripture verse on their maracas. Help them insert the bean noisemakers and let streamers hang from the end. Staple the maracas shut. Cover staples with tape to avoid scratching.



Lots and lots of people
Waved these in the air.
They wanted to show Jesus
They were happy he was there.



Jesus rode into Jerusalem on a colt.
Many people put palm branches or their own cloaks on the road.