



Jesus Tells of God's Love

Matthew 6:25-34; Luke 12:22-31

One day Jesus was sitting on a hill talking with His friends. "Look at those birds up in the sky," Jesus said. "Just think about those birds." Jesus' friends watched as the birds flew high in the air. The birds ate the grain that grew in the fields. At night they had a place to sleep in the trees.

"Those birds don't plant the seeds they eat," Jesus said. "But God, your Father in heaven, feeds each one. He cares about them."

Then Jesus might have bent down and picked a beautiful flower. "Think about the way the flowers grow," Jesus said. "Flowers don't sew their leaves onto their stems with a needle and thread. Yet even kings do not wear clothes as beautiful as this flower." Jesus' friends listened.

Then Jesus said, "God makes beautiful flowers. And He cares about them. He sends rain. He sends the warm sun to help the flowers grow. If God does that for the flowers, He will surely take care of you! He loves you much more than birds and flowers. Do not worry about what to eat or what to wear. Our Father in heaven knows just what you need. Always try to love and obey God. He will take care of you. He loves you."

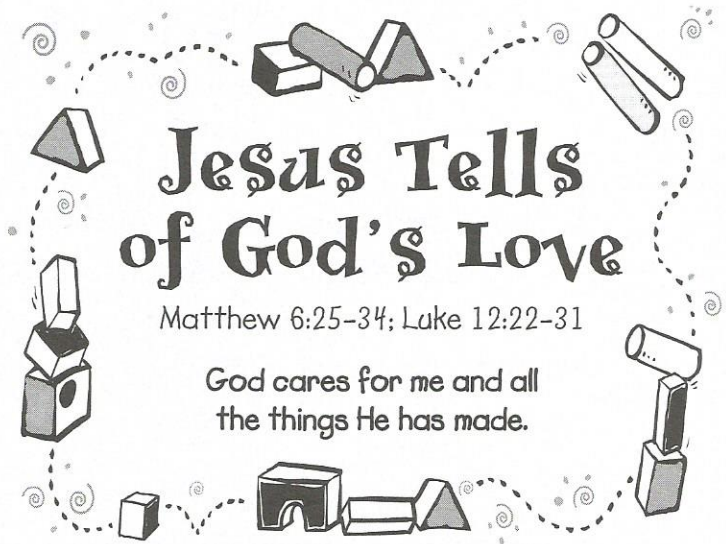
Flower Gardens

Collect

Bible, a length of butcher paper, markers, glue, muffin cup liners.

Do

Place paper on floor or tabletop. Invite children to create a garden scene by drawing flowers or gluing muffin cup liners to draw stems to create flowers on the paper.





Talk About

- ☀ Today in our Bible story, Jesus told about the ways God cares for flowers. We are going to make a flower garden to help us remember how God cares for flowers and that He cares for us even more.
- ☀ Max, I see you are drawing blue flowers. What does God send to help flowers grow? (Rain. Sun.) God takes care of flowers. God takes care of you, too. Who does God give you to help you?
- ☀ Kelli, who lives with you? God cares for you by giving you a mom and a dad. Let's thank Him. Pray briefly.



Enrichment Ideas

1. Each child chooses a number between four and eight and then draws flowers having the chosen number of petals.
2. Before class, cut flower petals from green construction paper. Children glue green chenille wire under flowers for stems and glue petals along the length of stems.





God's Loving Care

Matthew 6:25-33


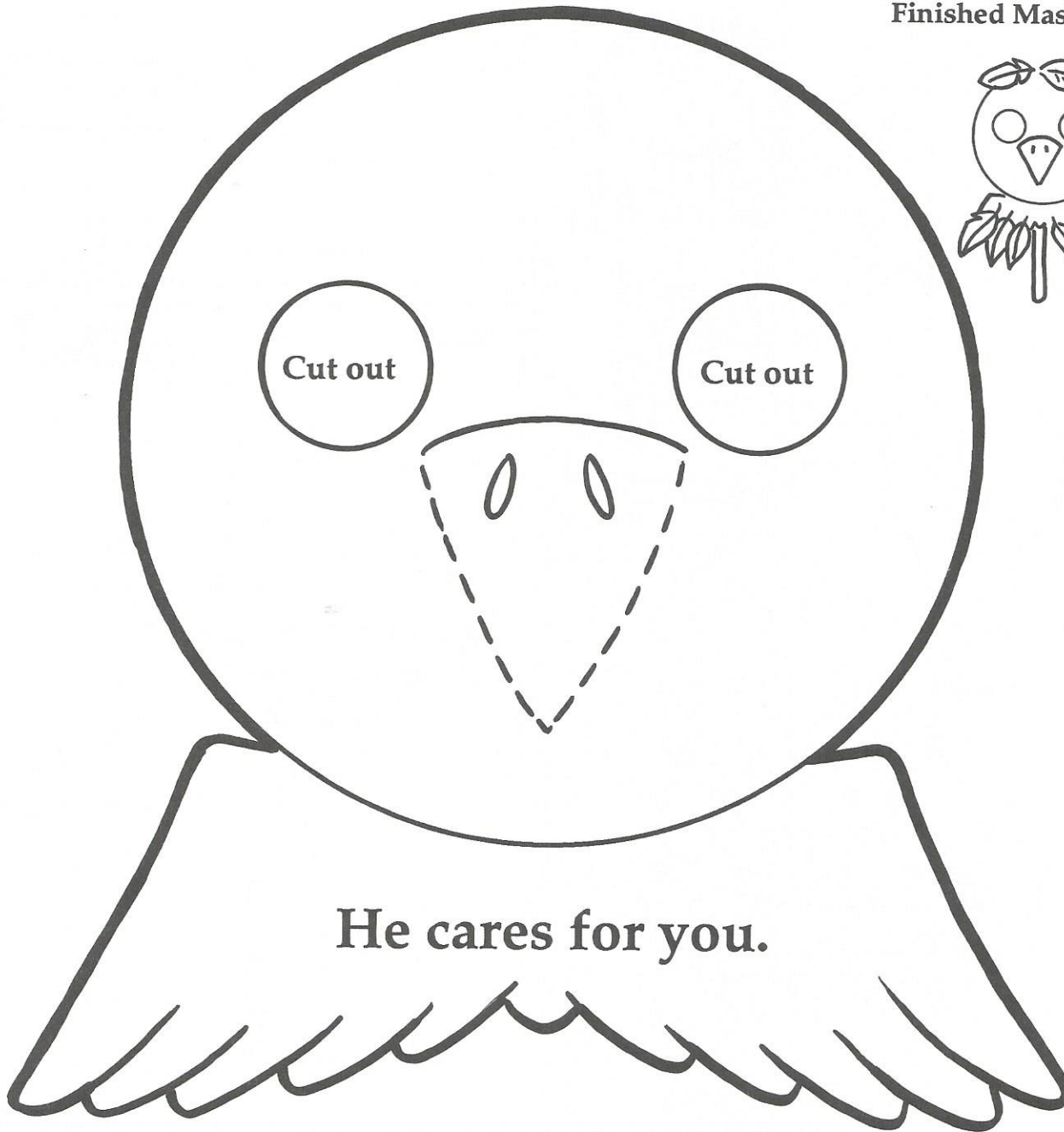
Jesus wanted people to know that God would take care of them. He told them to watch how God takes care of birds. Birds do not plant birdseed or worm gardens. Birds do not build barns by their nests to store food away for winter.

Make a Bird Mask

God gives birds food and homes and everything else they need. Jesus said that God cares for people much more than He cares for birds.

You can make a bird mask to remind you that God cares for you.

Finished Mask




For the Teacher: After children color the birds, use a craft knife to cut out holes for the eyes. Cut on the broken lines for the birds' beaks. Do not cut across the top of the beak. Fold the beaks upward. Help each child glue feathers from a craft store onto the bird's head and under the words. Tape tongue depressors, as shown, for the children to hold their bird masks in front of their faces. Lead your "flock" in flight around the room several times.

God's Care Reminder

God's Loving Care

Matthew 6:25-33

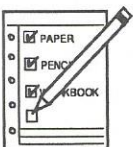


Jesus said that wild flowers show God's care for His world. Wild flowers do not stop at the store for sunshine and water. They do not worry whether their petals will open to the sun. Their joyful colors brighten the hillsides, just as God planned for them to do.

Jesus said that if we love God with all our hearts, He will give us everything we need.



You can make a reminder of God's care for you. Color the flowers. Then color the pictures of Jesus and the children. Remember how much Jesus loves you.

<p>C</p> <p>Cut</p>	<p>B</p> <p>God cares for me.</p> <p>Cut</p>	<p>A</p>
	<p>Thank You, God, for loving me.</p>	
<p>D</p>	<p>E</p> <p>God cares for flowers.</p> <p>Cut</p>	<p>F</p>



For the Teacher: Pre-cut the pattern on the solid lines, one per child. Fold on the broken lines and flatten until class time. After the children color, assemble the boxes by taping flaps A and C under flap B. Then tape flaps D and F under flap E. When the boxes are finished, discuss ways God takes care of children by giving them families to love them, homes to keep them warm, food to help them grow, and churches to teach them about God.

Flowers



Jesus Takes Care of Me