



# Jesus' Prayer

Matthew 6:5-13; Mark 1:35-37; Luke 11:1-4

One day, Jesus had made many sick people well. And all day long, Jesus had been telling people about God's love. Now it was bed-time. Jesus went to bed in a house with His friends.

When it was morning, many people came to see Jesus. Jesus' friends went to find Jesus. They probably called His name, but Jesus didn't answer. *Where is Jesus?* His friends must have wondered. Jesus' friends looked inside and outside the house. They **STILL** did not find Jesus.

So Jesus' friends walked down the road to find Jesus. Soon they came to a quiet place. They saw Jesus there, all alone. He was praying. He was talking to God. Jesus often prayed by Himself.

One day, one of Jesus' friends asked, "Will You teach us to pray?"

"Yes," Jesus said, "I will teach you to pray."

Jesus said, "When you pray, pray like this:

'Our Father in heaven, You are so good. I pray that all people will obey You. Give us what we need each day. Forgive the wrong things we do. We forgive people who do wrong to us. Help us to do right. You are the King. You can do anything. Amen.'"

Jesus told His friends that we can talk to God in the same way we talk to a kind, loving father. Jesus told us to ask our Father for what we need. Jesus said we should ask God to forgive the wrong things we do. And we should forgive other people for wrong things they do to us. We can ask God to help us do right things. We can tell God how much we love Him.

# Prayer Reminders

## Collect

Bible, 4x10-inch (10x25.5-cm) construction paper rectangles, pencil, markers, tape.

## Prepare

Fold one rectangle for each child (see sketch a). Make a sample prayer reminder.

## Do

On rectangles, trace around each child's hands (left hand on one side, right hand on the other) with hands flat. Children decorate their hands. Fold and tape rectangles to make stand-up prayer reminders for children to take home (see sketch b).

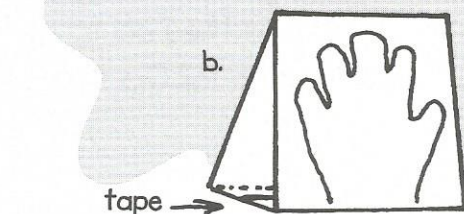



## Talk About

- ☀ In today's Bible story, Jesus taught people to pray to God. When we pray, we can thank God for the good things He has done for us. Let's make some prayer reminders to help us remember to pray.
- ☀ I see you are using the markers to color your hands. I'm thankful that God loves us and gives us hands. Linda, what are some things you are thankful for? Let's tell God that we love Him and thank Him for the good things He gives us. Pray briefly.
- ☀ I'm glad to thank God. Saying "Thank You" to God shows that I love Him. Pearl, when are some times you and your family talk to God?

## Enrichment Ideas

1. Each child writes his or her name on one side of the prayer reminder. Print the phrase "prays to God" on the other side.
2. Provide glitter pens, paint, stickers, etc. for children to decorate their hands.
3. Brush a thin layer of paint on child's hands. Children make print with each hand on rectangles.





## We Can Talk to God

Luke 11:1-10

One day Jesus' helpers asked Him to teach them to pray. He told them that they could talk to God about anything. He said that God hears and answers prayer.


You can make a book with a simple poem to remind you that God always listens when you

## I Can Talk to God Book

pray to Him.

You can draw your own beautiful pictures on each page. Your teacher will show you how to glue the pages together. Then your teacher will help you add a cover so you can keep your book ready to read over and over.

When I am happy  
And laugh and sing,  
I can talk to God.




When I'm alone  
Or when I'm at play,  
When I'm at home  
Or when I'm away,



When I am sad  
Or feel afraid,  
I can talk to God.



When it is nighttime  
Or when it is day,  
I can talk to God.

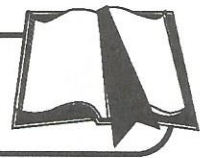


*For the Teacher:* Make a copy of this page for each child and pre-cut on the solid lines. Also cut out the title, "I Can Talk to God Book," for each child. After the children color, help them glue the verse page to a sheet of colored typing paper. Place the typing paper on top of a sheet of construction paper and fold in half. Punch two holes in the side of the book. Thread ribbon through the holes and tie in a bow. Help children glue the title on the cover.

# Praying Hands Table Prayer

**We Can Talk to God**


*Luke 11:1-10*



Jesus talked to God often. Jesus said that we can talk to God, too. We can talk to God any time. We can talk to Him anywhere. God wants us to talk to Him every day.

We talk to God when we pray. God is very pleased when we talk to Him in prayer.

You can make a Table Prayer to remind you and your family to talk to God. Your teacher will read the prayer to you and will show you how to make it stand up. You can place it on your table at home and say it before mealtimes.




**Table Prayer:**


For health and strength  
and daily food  
we give You thanks,  
O Lord.  
Amen.



**Finished Table Prayer**



*For the Teacher:* Pre-cut construction paper sheets in quarters and halves, one quarter and one half for each child. Cut a 2 1/4-inch slit in the middle of each quarter. Give each child a construction paper half. Help them glue the praying child to the paper, cut it out, and color it. Read the prayer as the children work. Cut the tabs on the praying child, as shown, insert them through the slit in the construction paper, fold in opposite directions, and tape.



Jesus Taught Us to Pray